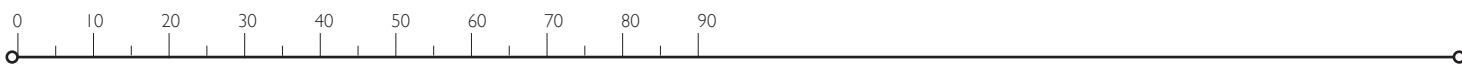


Ruler (mm)



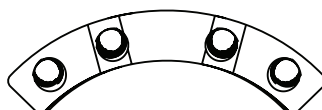
DOUBLE THREADED ACETABULAR PLATES



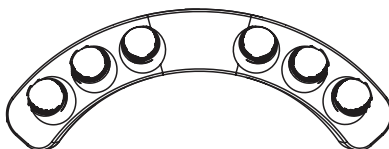
L 1.5 4A



DT L 2.0 4A



DT L 2.4/2.7 4A



DT L 3.6 6A