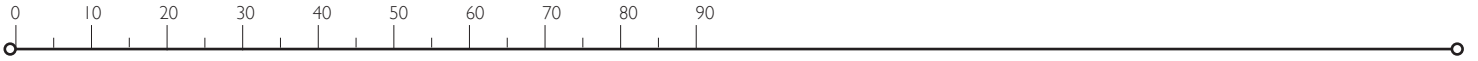
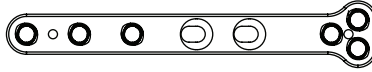


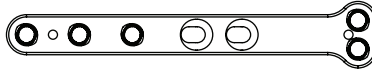
Ruler (mm)



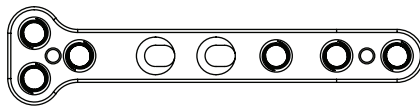
DOUBLE THREADED LOCKING T PLATES



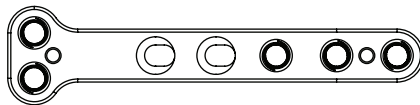
DT L LC 2.0 3T5



DT L LC 2.0 2T5



DT L LC 2.4/2.7 3T5



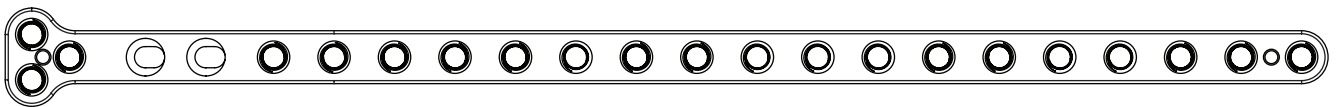
DT L LC 2.4/2.7 2T5



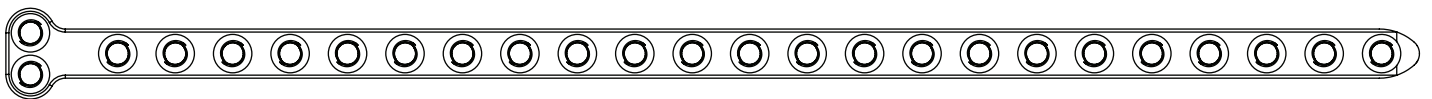
DT L LC 3.5 3T5



DT L LC 3.5 2T5



DT L LC 2.4/2.7 3T20 CUT



DT L LC 2.4 2T25 CUT

Ruler (mm)

